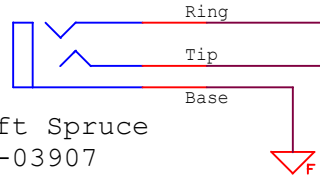


Circuit to interface a cell phone to an aviation headset without interfering with aircraft communications.

To headset phone plug

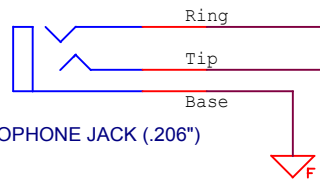
J1 PHONE JACK STEREO (1/4 inch)



Aircraft Spruce
p/n 11-03907
\$2.15

PHONE PLUG STEREO (1/4 inch) JP1

To aircraft headphone jack
Aircraft Spruce
p/n 11-00704
\$2.10



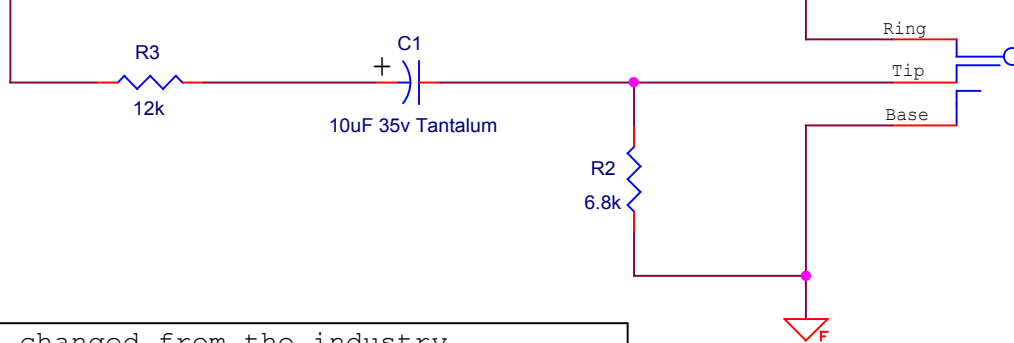
J2 MICROPHONE JACK (.206")

To headset mic plug

Aircraft Spruce
p/n 11-05995
\$3.70

MICROPHONE PLUG (.206") JP2

To aircraft mic jack
Aircraft Spruce
p/n 11-00702
\$6.95



To/from Cell Phone

CELLULAR PLUG (2.5 mm, 3/32 inch) JP3

Radio Shack
Catalog #: 274-298
\$2.99

In some instances, Nokia has changed from the industry standard and fit a 4, instead of 3, connector socket to the 32xx, 33xx and 82xx series phones. This schematic is for three-connector phones.

Title		
Cell Phone Adaptor for Aviation Headsets		
Size	Document Number	Rev
A	Dana Tompkins	A
Date:	Friday, February 29, 2008	Sheet 1 of 1