

























LanesEnd / Carlyle – Paint Color Schemes

	1	2	3	4
Entry Door Shutters	 <p style="font-size: small; text-align: center;">8596N Olympic Pine cgl</p> <p style="text-align: center;">8596N (H16) Olympic Pine</p>	 <p style="font-size: small; text-align: center;">8046N Mutiny cgl</p> <p style="text-align: center;">8046N (F9) Mutiny</p>	 <p style="font-size: small; text-align: center;">8526A Dark Colossus cgl</p> <p style="text-align: center;">8526A (H9) Dark Colossus</p>	 <p style="font-size: small; text-align: center;">8625D Shipyard</p> <p style="text-align: center;">8625D (H19) Shipyard</p>
(Shutters)		 <p style="font-size: small; text-align: center;">8056N Lost Atlantis cgl</p> <p style="text-align: center;">8056N (F10) Lost Atlantis</p>	 <p style="font-size: small; text-align: center;">8586A Metropolis cgl</p> <p style="text-align: center;">8586A (H15) Metropolis</p>	
Garage Door Siding Chimney Shrouds	 <p style="font-size: small; text-align: right;">G24</p> <p style="font-size: small; text-align: left;">8670W Walrus Tusk</p> <p style="text-align: center;">8670W (G24) Walrus Tusk</p>	 <p style="font-size: small; text-align: left;">8651W Canvasback</p> <p style="text-align: center;">8651W (G22) Canvasback</p>	 <p style="font-size: small; text-align: center;">001 WHITE</p> <p style="text-align: center;">001 White</p>	 <p style="font-size: small; text-align: right;">H19</p> <p style="font-size: small; text-align: left;">8623M Silent Path</p> <p style="text-align: center;">8623M (H19) Silent Path</p>

LanesEnd / Carlyle – Paint Color Schemes

	5	6	7	8
Entry Door Shutters	 <p>8346N Taiga C01</p> <p>8346N (F39) Taiga</p>	 <p>8755A Spicenut</p> <p>8755A (H32) Spicenut</p>	 <p>8396N Cedar Rose C01</p> <p>8396N (F44) Cedar Rose</p>	 <p>AC141N Domino C01</p> <p>AC141N (K23) Domino</p>
(Shutters)	 <p>8325D Timber Tan</p> <p>8325D (F37) Timber Tan</p>			 <p>001 WHITE</p> <p>001 White</p>
Garage Door Siding Chimney Shrouds	 <p>8671W Burbury Beige</p> <p>8671W (G24) Burbury Beige</p>	 <p>8701W Softly Chiming</p> <p>8701W (G27) Softly Chiming</p>	 <p>181 WHITE SHADOW</p> <p>181 White Shadow</p>	 <p>8531W Lombardy Mist</p> <p>8531W (G10) Lombardy Mist</p>

LanesEnd / Carlyle – Paint Color Schemes

	Wood Tails, Wood Trim, Gutter / Downspouts
1 / 2 / 4 / 5 001 White	 001 WHITE
3 8630W (G20) Prism White	 G20 8630W Prism White
6 * 140 Oxford Brown	
7 151 Padre Brown	

	8
Wood Tails CW003W (J1) Mysterious	 CW003W Mysterious J1
Wood Trim 8534M (H10) Solid Gray	 8534M Solid Gray
Gutter / Downspouts 001 White	 001 WHITE

* Note: Use 140 Oxford Brown instead of 374 Canyon Brown which was discontinued.

Prepared by Dave Petka